

**FLORA RESEARCH LABORATORIES, LLC  
ANALYTICAL REPORT**

Page 1 of 1

**DATE:** September 26, 2019  
**REPORT:** Quantitative Assay of Cannabidiol by High Performance Liquid Chromatography with Ultraviolet Detection (HPLC-UV)  
**CLIENT:** Phivida Organics  
**FRL SAMPLE ID:** 190912062                      **JOB:** J19-0912-H  
**CLIENT SAMPLE ID:** 24919H VIDA+ 600mg Regular Tincture  
**ANALYSIS DATA:**

<b>Cannabidiol</b>	<b>Results</b>
Sample	19.5 mg/srv
Duplicate	19.5 mg/srv
Triplicate	19.5 mg/srv
<b>Mean</b>	<b>19.5 mg/srv</b>

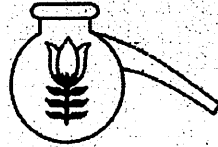
mg/srv = milligrams per serving  
Based on a serving size of 1 dropper (0.9165 grams)  
Per bottle label claim

Assayed/Reported By:  
Reine Bravo  
Reine Bravo,  
Chemical Hygiene & Safety Officer  
Scientist I

QC Approval By:  
James Neal Kababick  
James Neal Kababick  
Laboratory Director

Date: 9-26-19

Date: 9/26/19



**FLORA RESEARCH LABORATORIES, LLC**  
**ANALYTICAL REPORT**  
**Revised\***

Page 1 of 1

DATE: Revised Date: October 18, 2019 / Original Date: September 25, 2019

REPORT: Quantitative Analysis of delta-9-THC in Hempseed or Hempseed oil by High Performance Liquid Chromatography Tandem Mass Spectrometry (HPLC-MS/MS)

CLIENT: Phivida Organics

FRL SAMPLE ID: 190912062 Job: J19-0912-H

CLIENT SAMPLE ID: 24919H VIDA+ 600mg Regular Tincture

RESULTS: (Average of Duplicate Analyses)

Compound	Result** (ug/g)	Result (%w/w)
Delta-9-THC	12.3	0.001

\*\* Note: While quantifiable amounts of delta-9-THC were detected in the sample material, the reported amount is below the FDA limit of 0.3% w/w

\*Revised to include reported unit of %w/w as per client request

Assayed/Reported By:

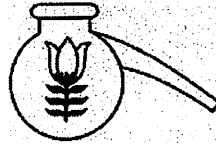
  
Pierce Prozy  
Assistant Laboratory Manager

Date: 10/18/19

QC Approval By:

  
James Neal-Kababick  
Laboratory Director

Date: 10/18/19



**FLORA RESEARCH LABORATORIES, LLC  
ANALYTICAL REPORT**

**DATE:** September 23, 2019      **FRL JOB:** J19-0912-H      **FRL SAMPLE ID:** 190912062

**REPORT:** Quantitative Analysis of Pesticides in Botanical Dietary Supplements using FDA Modified QuEChERS Sample Preparation and Gas Chromatography-Tandem Mass Spectrometry (GC-QQQ) for USP<561> pesticides (less bromide ion and dithiocarbamates expressed as CS2).

**CLIENT:** Phivida Organics      **CLIENT SAMPLE ID:** 24919H    VIDA+ 600mg Regular Tincture

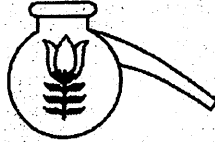
**RESULT:**

Compound	Limit (PPM)	Result	Compound	Limit (PPM)	Result
Acephate	0.1	PASS	Fonophos	0.05	PASS
Alachlor	0.05	PASS	Heptachlor (sum of heptachlor, <i>cis</i> -heptachlorepoide, and <i>trans</i> -heptachlorepoide)	0.05	PASS
Aldrin and dieldrin (sum of)	0.05	PASS	Hexachlorobenzene	0.1	PASS
Azinphos-ethyl	0.1	PASS	Hexachlorocyclohexane (sum of isomers $\alpha$ -, $\beta$ -, $\delta$ -, and $\epsilon$ )	0.3	PASS
Azinphos-methyl	1	PASS	Lindan ( $\gamma$ -hexachlorocyclohexane)	0.6	PASS
Bromophos-ethyl	0.05	PASS	Malathion and malaaxon (sum of)	1	PASS
Bromophos-methyl	0.05	PASS	Mecarbam	0.05	PASS
Bromoprylate	3	PASS	Methacrifos	0.05	PASS
Chlordane (sum of <i>cis</i> -, <i>trans</i> -, and <i>oxychlordane</i> )	0.05	PASS	Methamidophos	0.05	PASS
Chlorfenvinfos	0.5	PASS	Methidathion	0.2	PASS
Chlorpyrifos-ethyl	0.2	PASS	Methoxychlor	0.05	PASS
Chlorpyrifos-methyl	0.1	PASS	Mirex	0.01	PASS
Chlorthal-dimethyl	0.01	PASS	Monocrotophos	0.1	PASS
Cyfluthrin (sum of)	0.1	PASS	Parathion-ethyl and Paraoxon-ethyl (sum of)	0.5	PASS
$\lambda$ -Cyhalothrin	1	PASS	Parathion-methyl and Paraoxon-methyl (sum of)	0.2	PASS
Cypermethrin and isomers (sum of)	1	PASS	Pendimethalin	0.1	PASS
DDT (sum of <i>o,p'</i> -DDE, <i>p,p'</i> -DDE, <i>o,p'</i> -DDT, <i>p,p'</i> -DDT, <i>o,p'</i> -TDE, and <i>p,p'</i> -TDE)	1	PASS	Pentachloranisol	0.01	PASS
Deltamethrin	0.5	PASS	Permethrin and isomers (sum of)	1	PASS
Diazinon	0.5	PASS	Phosalone	0.1	PASS
Dichlofluanid	0.1	PASS	Phosmet	0.05	PASS
Dichlorvos	1	PASS	Piperonyl butoxide	3	PASS
Dicofol	0.5	PASS	Pirimiphos-ethyl	0.05	PASS
Dimethoate and omethoate (sum of)	0.1	PASS	Pirimiphos-methyl (sum of pirimiphos-methyl and <i>N</i> -desethyl-pirimiphos-methyl)	4	PASS
Endosulfan (sum of isomers and endosulfan sulphate)	3	PASS	Procymidone	0.1	PASS
Endrin	0.05	PASS	Profenophos	0.1	PASS
Ethion	2	PASS	Prothiophos	0.05	PASS
Etrinfos	0.05	PASS	Pyrethrum (sum of cinerin I, cinerin II, jasmolin I, jasmolin II, pyrethrin I, and pyrethrin II)	3	PASS
Fenchlorphos (sum of fenchlorophos and fenchlorophos-oxon)	0.1	PASS	Quinalphos	0.05	PASS
Fenitrothion	0.5	PASS	Quintozene (sum of quintozene, pentachloraniline, and methyl pentachlorophenyl sulfide)	1	PASS
Fenpropathrin	0.03	PASS	S-421	0.02	PASS
Fensulfothion (sum of fensulfothion, fensulfothion-oxon, fensulfothion-oxonsulfon, and fensulfothion-sulfon)	0.05	PASS	Tecnazene	0.05	PASS
Fenthion (sum of fenthion, fenthion-oxon, fenthion-oxon-sulfon, fenthion-oxon-sulfoxid, fenthion-sulfon, and fenthion-sulfoxid)	0.05	PASS	Tetradifon	0.3	PASS
Fenvalerate	1.5	PASS	Vinclozolin	0.4	PASS
Flucytrinate	0.05	PASS			
t-Fluvalinate	0.05	PASS			

Assayed/Reported By:

James Neal-Kababick  
Laboratory Director

Date: 9/23/19




**FLORA RESEARCH LABORATORIES, LLC.  
ANALYTICAL REPORT**

Page 1 of 1


DATE: September 16, 2019  
REPORT: Quantitative Analysis of Heavy Metals by Inductively Coupled Plasma Mass Spectrometry (ICPMS) for As, Cd, Pb, and Hg [EPA 3052]  
CLIENT: Phivida Organics  
JOB: J19-0912-H  
SAMPLE: VIDA+ 600mg Regular Tincture  
CLIENT ID: 24919H  
ANALYSIS DATA:

FRL Sample ID	Arsenic	Cadmium	Lead	Mercury
	As	Cd	Pb	Hg
	PPM	PPM	PPM	PPM
190912062	ND	ND	ND	ND

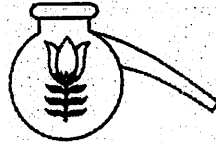
PPM = parts per million  
ND= Not Detected at LOQ of <0.01 PPM for As, Cd, & Pb and <0.001 PPM for Hg.

Reported By:  
  
Mary Moore  
Laboratory Technician I

Date: 9-16-19

QC Approval By:  
  
Pierce Prozy  
Assistant Laboratory Manager

Date: 09/16/19



**FLORA RESEARCH LABORATORIES, LLC.  
ANALYTICAL REPORT**

Page 1 of 1

DATE: October 3, 2019

REPORT: Quantitative Analysis of Class I Solvent Residues by Headspace Gas Chromatography Mass Spectrometry (HS-GC/MS)

CLIENT: Phivida Organics

FRL JOB ID: J19-0912-H

FRL SAMPLE ID: 190912062

CLIENT SAMPLE ID: 24919H

CLIENT SAMPLE DESCRIPTION: VIDA+ 600mg Regular Tincture

ANALYSIS DATA: Sample analyzed in duplicate.

Compound	Limit (ppm)*	Result
Benzene	2	Pass
Carbon Tetrachloride	4	Pass
1,2-Dichloroethane	5	Pass
1,1-Dichloroethene	8	Pass
1,1,1-Trichloroethane	1500	Pass

\*Per specification set forth in USP <467> 2015.

Assayed/Reported By:

Max Meade  
Max Meade  
Scientist I

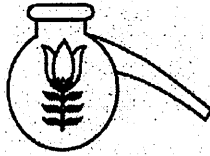
Date: 10/3/19

QC Approval By:

Pierce Prozy  
Pierce Prozy  
Assistant Lab Manager

Date: 10/03/19

1000 SE M Street Unit B, Grants Pass, Oregon 97526  
Ph: (541) 472-0980 Fax: (541) 472-0981



**FLORA RESEARCH LABORATORIES, LLC.**  
**ANALYTICAL REPORT**

Page 1 of 1

DATE: October 3, 2019

REPORT: Quantitative Analysis of Class II Solvent Residues by Headspace and Liquid Injection Gas Chromatography Mass Spectrometry (HS-GC/MS and GC/MS)

CLIENT: Phivida Organics

FRL JOB ID: J19-0912-H

FRL SAMPLE ID: 190912062

CLIENT SAMPLE ID: 24919H

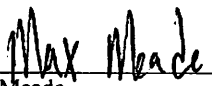
CLIENT DESCRIPTION: VIDA+ 600mg Regular Tincture

ANALYSIS DATA: Sample analyzed in duplicate.

Compound	Limit (ppm)*	Result*	Compound	Limit (ppm)*	Result*
1, 2- Dimethoxyethane	100	Pass	Hexane	290	Pass
1, 2-Dichloroethene	1870	Pass	Methanol	3000	Pass
1, 4-Dioxane	380	Pass	Methylcyclohexane	1180	Pass
2-Ethoxyethanol	160	Pass	N,N-Dimethylacetamide	1090	Pass
2-Methoxyethanol	50	Pass	N,N-Dimethylformamide	880	Pass
Acetonitrile	410	Pass	N-Methyl-2-pyrrolidone	530	Pass
Chlorobenzene	360	Pass	Pyridine	200	Pass
Chloroform	60	Pass	Sulfolane	160	Pass
Cumene	70	Pass	Tetrahydrofuran	720	Pass
Cyclohexane	3880	Pass	Tetralin	100	Pass
Dichloromethane	600	Pass	Toluene	890	Pass
Ethylene Glycol	620	Pass	Trichloroethylene	80	Pass
Formamide	220	Pass	Xylenes	2170	Pass


\*Per specification set forth in USP <467> 2015.

Assayed/Reported By:

  
Max Meade  
Scientist I

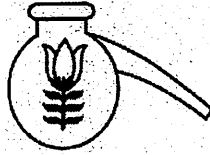
Date: 10/3/19

QC Approval By:

  
Pierce Prozy  
Assistant Lab Manager

Date: 10/03/19

1000 SE M Street Unit B, Grants Pass, Oregon 97526  
Ph: (541) 472-0980 Fax: (541) 472-0981



**FLORA RESEARCH LABORATORIES, LLC.**  
**ANALYTICAL REPORT**

Page 1 of 1

DATE: October 4, 2019

REPORT: Quantitative Analysis of Class III Solvent Residues by Headspace Gas Chromatography Mass Spectrometry (HS-GC/MS) and High Performance Liquid Chromatography with Ultraviolet Detection (HPLC-UV)

CLIENT: Phivida Organics

FRL JOB ID: J19-0912-H

FRL SAMPLE ID: 190912062

CLIENT SAMPLE ID: 24919H


CLIENT SAMPLE DESCRIPTION: VIDA+ 600mg Regular Tincture

ANALYSIS DATA: Sample analyzed in duplicate.

Compound	Limit (ppm)*	Result*	Compound	Limit (ppm)*	Result*
Ethyl ether	5000	Pass	2-Butanol	5000	Pass
Pentane	5000	Pass	Formic Acid	5000	Pass
Ethyl formate	5000	Pass	Propyl acetate	5000	Pass
Acetone	5000	Pass	2-Methyl-1-propanol	5000	Pass
tert-Butylmethyl ether	5000	Pass	1-Butanol	5000	Pass
Methyl acetate	5000	Pass	Isobutyl acetate	5000	Pass
Ethyl acetate	5000	Pass	Methylisobutylketone	5000	Pass
Ethanol	5000	Pass	Acetic Acid	5000	Pass
Methylethylketone	5000	Pass	Butyl acetate	5000	Pass
2-Propanol	5000	Pass	3-Methyl-1-butanol	5000	Pass
Isopropyl acetate	5000	Pass	1-Pentanol	5000	Pass
1-Propanol	5000	Pass	Anisole	5000	Pass
Heptane	5000	Pass	DMSO	5000	Pass

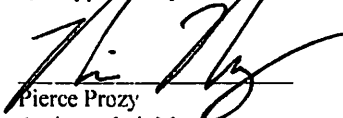
\*Per specification set forth in USP <467> 2015.

Assayed/Reported By:

  
Max Meade  
Scientist I

Date: 10/4/19

QC Approval By:

  
Pierce Prozy  
Assistant Lab Manager

Date: 10/04/19

1000 SE M Street Unit B, Grants Pass, Oregon 97526  
Ph: (541) 472-0980 Fax: (541) 472-0981

# Certificate of Analysis

## Sample Information

CTLA ID: 10703  
 Date Received: 9/10/2019  
 Sample Name: OK1 Everyday Hemp Tincture 600 mg (FP)  
 Lot Number: 24919H  
 Customer: Maple Mountain Co-Packers

Analysis	Method	MDL Specification	Result	Units
<b>Rapid Complete Micro</b>				
Total Plate Count	USP <2021>	100 Report	<100	cfu/g
Total Coliforms	BAM CH.4	10 Report	<10	cfu/g
<i>Escherichia coli</i>	USP <2022>	Report	Negative	
<i>Salmonella</i>	USP <2022>	Report	Negative	
<i>Staphylococcus aureus</i>	USP <2022>	Report	Negative	
Rapid Yeast and Mold	AOAC 997.02	10 Report	<10	cfu/g
<b>Total Aflatoxin</b>	Verotox	2.5 Report	<2.500	ppb
<b>Ochratoxin A</b>	HPLC-FLD	.005 Report	ND	ppb

MFG: 09-06-19

ND = None Detected

  
 Quality Manager

Specifications provided by the Customer. Results with an asterisk (\*) denote Specifications should be reviewed by the Customer. This Certificate of Analysis represents data for the sample submitted and does not constitute a guarantee of quality for the entire product from which it was taken. These results are provided for the benefit of the Customer. MDL = Method Detection Limit.





**FLORA RESEARCH LABORATORIES, LLC**  
**ANALYTICAL REPORT\***

October 31, 2019 FRL Sample ID: 190912062, 190912063, & 190912064 Composite

Page 1 of 4

DATE: October 31, 2019

REPORT: Qualitative Screen for Synthetic Cannabinoids by High Performance Liquid Chromatography-DAD-Accurate Mass Q-TOF (HPLC-DAD-AM-Q-TOF)

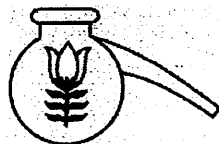
CLIENT: Phivida Organics

FRL SAMPLE ID: 190912062 thru 190912064

JOB: J19-1028-A

CLIENT SAMPLE ID: 24919H/24919/25219 Proprietary Blend

Compound	Result	Compound	Result	Compound	Result
(-)-CP 47,497	ND	AM694 4-iodo isomer	ND	JWH 180	ND
(-)-CP 55,940	ND	AMB	ND	JWH 182	ND
(+)-CP 47,497	ND	APINAC	ND	JWH 193	ND
(+)-CP 55,940	ND	APP-CHMINACA	ND	JWH 198	ND
(+)-WIN 55,212-2 (mesylate)	ND	APP-FUBINACA	ND	JWH 200	ND
(±)3-epi CP 47,497-C8-homolog	ND	APP-PICA	ND	JWH 200 2'-naphthyl isomer	ND
(±)5-epi CP 55,940	ND	ATHPINACA isomer 1	ND	JWH 200 analog 1	ND
(±)-CP 47,497	ND	ATHPINACA isomer 2	ND	JWH 201	ND
(±)-CP 47,497-C8-homolog	ND	Azidoindolene 1	ND	JWH 203	ND
(±)-CP 55,940	ND	BB-22	ND	JWH 203 3-chlorophenyl isomer	ND
(±)-epi CP 47,497	ND	BB-22 3-hydroxyquinoline isomer	ND	JWH 203 4-chlorophenyl isomer	ND
(±)-ORG 28611	ND	BB-22 4-hydroxyisoquinoline isomer	ND	JWH 210	ND
(±)-WIN 55,212 (mesylate)	ND	BB-22 4-hydroxyquinoline isomer	ND	JWH 210 2-ethylnaphthyl isomer	ND
(R)-AM1241	ND	BB-22 5-hydroxyisoquinoline isomer	ND	JWH 210 3-ethylnaphthyl isomer	ND
1-(4-Methoxyphenyl) piperazine (hydrochloride)	ND	BB-22 5-hydroxyquinoline isomer	ND	JWH 210 5-ethylnaphthyl isomer	ND
2-fluoro NNEI	ND	BB-22 6-hydroxyisoquinoline isomer	ND	JWH 210 6-ethylnaphthyl isomer	ND
3,4-MDMA methylene homolog (hydrochloride)	ND	BB-22 6-hydroxyquinoline isomer	ND	JWH 210 7-ethylnaphthyl isomer	ND
3-CAF	ND	BB-22 7-hydroxyisoquinoline isomer	ND	JWH 210 8-ethylnaphthyl isomer	ND
3-fluoro AMB	ND	BB-22 7-hydroxyquinoline isomer	ND	JWH 213	ND
3-fluoro NNEI	ND	CB-13	ND	JWH 249	ND
4-cyano CUMYL-BUTINACA	ND	CB-25	ND	JWH 250	ND
4-cyano CUMYL-BUTINACA isomer 2	ND	CB-52	ND	JWH 251	ND
4-fluoro ADB (CRM)	ND	CB-86	ND	JWH 251 3-methylphenyl isomer	ND
4-fluoro AMB	ND	CBL-018	ND	JWH 251 4-methylphenyl isomer	ND
4-fluoro NNEI	ND	CP 47,497-C6-homolog	ND	JWH 302	ND
5,3-AB-CHMFUPPYCA	ND	CP 47,497-C9-homolog	ND	JWH 307	ND
5-bromo THJ 018	ND	CP 47,497-para-quinone analog	ND	JWH 309	ND
5-chloro AB-PINACA	ND	CUMYL-PICA	ND	JWH 368	ND
5-chloro AKB48	ND	CUMYL-THPINACA	ND	JWH 369	ND
5-chloro THJ 018	ND	EAM2201	ND	JWH 370	ND
5-fluoro ABICA	ND	EG 018	ND	JWH 387	ND
5-fluoro AB-PINACA	ND	EG 2201	ND	JWH 398	ND
5-fluoro ADB	ND	EMB-FUBINACA	ND	JWH 398 2-chloronaphthyl isomer	ND
5-fluoro ADBICA	ND	F2201	ND	JWH 398 3-chloronaphthyl isomer (hydrate)	ND
5-fluoro ADB-PINACA	ND	FAB-144	ND	JWH 398 5-chloronaphthyl isomer	ND
5-fluoro ADB-PINACA isomer 2	ND	FDU-NNEI	ND	JWH 398 6-chloronaphthyl isomer	ND
5-fluoro AEB	ND	FDU-PB-22	ND	JWH 398 7-chloronaphthyl isomer	ND
5-fluoro AMB	ND	Flurazepam (CRM)	ND	JWH 398 8-chloronaphthyl isomer	ND
5-fluoro APINAC	ND	FUB-144	ND	JWH 412	ND
5-fluoro BEPIRAPIM (hydrochloride)	ND	FUB-JWH 018	ND	JWH 424	ND
5-fluoro CUMYL-P7AICA	ND	FUBIMINA	ND	KM 233	ND
5-fluoro CUMYL-PICA	ND	FUB-NPB-22	ND	LY2183240	ND
5-fluoro CUMYL-PINACA (CRM)	ND	FUB-PB-22	ND	LY2183240 2'-isomer	ND
5-fluoro CYPPICA	ND	HU-210	ND	M-144	ND



**FLORA RESEARCH LABORATORIES, LLC**  
**ANALYTICAL REPORT\***

*October 31, 2019 FRL Sample ID: 190912062, 190912063, & 190912064 Composite*

Page 2 of 4

5-fluoro JWH 018 adamantyl analog	ND	HU-211	ND	MAB-CHMINACA	ND
5-fluoro MN-18	ND	HU-308	ND	MA-CHMINACA	ND
5-fluoro NNEI	ND	HU-331	ND	MAM2201	ND
5-fluoro NNEI 2'-naphthyl isomer	ND	IMMA	ND	MAM2201 N-(2-fluoropentyl) isomer	ND
5-fluoro NPB-22	ND	JP104	ND	MAM2201 N-(3-fluoropentyl) isomer	ND
5-fluoro PB-22 3-hydroxyquinoline isomer	ND	JWH 007	ND	MAM2201 N-(4-fluoropentyl) isomer	ND
5-fluoro PB-22 4-hydroxyisoquinoline isomer	ND	JWH 011	ND	MAM2201 N-(5-chloropentyl) analog	ND
5-fluoro PB-22 4-hydroxyquinoline isomer	ND	JWH 016	ND	MCHB-1	ND
5-fluoro PB-22 5-hydroxyisoquinoline isomer	ND	JWH 018	ND	MDA 19	ND
5-fluoro PB-22 5-hydroxyquinoline isomer	ND	JWH 018 2'-naphthyl isomer	ND	MDA 77	ND
5-fluoro PB-22 6-hydroxyisoquinoline isomer	ND	JWH 018 2'-naphthyl-N-(1,2-dimethylpropyl) isomer	ND	MDMB-CHMCZCA	ND
5-fluoro PB-22 6-hydroxyquinoline isomer	ND	JWH 018 2'-naphthyl-N-(1-ethylpropyl) isomer	ND	MDMB-CHMICA	ND
5-fluoro PB-22 7-hydroxyisoquinoline isomer	ND	JWH 018 2'-naphthyl-N-(1-methylbutyl) isomer	ND	MDMB-CHMINACA	ND
5-fluoro PB-22 7-hydroxyquinoline isomer	ND	JWH 018 2'-naphthyl-N-(2,2-dimethylpropyl) isomer	ND	MDMB-FUBICA	ND
5-fluoro PB-22 8-hydroxyisoquinoline isomer	ND	JWH 018 2'-naphthyl-N-(2-methylbutyl) isomer	ND	MDMB-FUBINACA	ND
5-fluoro PB-22 N-(2-fluoropentyl) isomer	ND	JWH 018 2'-naphthyl-N-(3-methylbutyl) isomer	ND	Mepirapim (hydrochloride)	ND
5-fluoro PB-22 N-(3-fluoropentyl) isomer	ND	JWH 018 6-methoxyindole analog	ND	MMB018	ND
5-fluoro PB-22 N-(4-fluoropentyl) isomer	ND	JWH 018 8-quinolinyl carboxamide	ND	MMB2201	ND
5-fluoro PCN	ND	JWH 018 adamantyl analog	ND	MMB-CHMICA	ND
5-fluoro PY-PICA	ND	JWH 018 adamantyl carboxamide	ND	MMB-FUBICA	ND
5-fluoro PY-PINACA (CRM)	ND	JWH 018 benzimidazole analog	ND	MMB-FUBINACA	ND
5-fluoro SDB-005	ND	JWH 018 N-(1,1-dimethylpropyl) isomer	ND	MN-18	ND
5-fluoro SDB-006	ND	JWH 018 N-(1,2-dimethylpropyl) isomer	ND	MN-25	ND
5-fluoro THJ	ND	JWH 018 N-(1-ethylpropyl) isomer	ND	MN-25-2-methyl derivative	ND
5-fluoro-2-ADB-PINACA isomer 2	ND	JWH 018 N-(1-methylbutyl) isomer	ND	MO-CHMINACA	ND
5-fluoro-3,5-AB-PFUPPYCA	ND	JWH 018 N-(2,2-dimethylpropyl) isomer	ND	NM2201	ND
5-fluoro-3,5-ADB-PFUPPYCA	ND	JWH 018 N-(2-methylbutyl) isomer	ND	NNEI	ND
5-Fluoropentyl-3-pyridinoylindole	ND	JWH 018 N-(3-methylbutyl) isomer	ND	NNEI 2'-Indazole isomer	ND
A-796260	ND	JWH 018 N-(4,5-epoxypentyl) analog	ND	NNEI 2'-naphthyl isomer	ND
A-834735	ND	JWH 018 N-(5-bromopentyl) analog	ND	NPB-22	ND
A-836339	ND	JWH 018 N-(5-chloropentyl) analog	ND	PB-22 4-hydroxyisoquinoline isomer	ND
AB-005	ND	JWH 019	ND	PB-22 4-hydroxyquinoline isomer	ND
AB-005 azepane isomer	ND	JWH 019 N-(2-fluorohexyl) isomer	ND	PB-22 5-hydroxyisoquinoline isomer	ND
AB-BICA	ND	JWH 019 N-(3-fluorohexyl) isomer	ND	PB-22 5-hydroxyquinoline isomer	ND
AB-CHMICA	ND	JWH 019 N-(4-fluorohexyl) isomer	ND	PB-22 6-hydroxyisoquinoline isomer	ND
AB-CHMINACA	ND	JWH 019 N-(5-fluorohexyl) isomer	ND	PB-22 6-hydroxyquinoline isomer	ND
AB-CHMINACA 2'-Indazole isomer	ND	JWH 019 N-(6-fluorohexyl) isomer	ND	PB-22 7-hydroxyisoquinoline isomer	ND
AB-FUBICA	ND	JWH 022	ND	PB-22 7-hydroxyquinoline isomer	ND
AB-FUBINACA	ND	JWH 030	ND	PB-22 8-hydroxyisoquinoline isomer	ND
AB-FUBINACA 2-fluorobenzyl isomer	ND	JWH 030 2-naphthoyl isomer	ND	PF-03550096	ND
AB-FUBINACA 3-fluorobenzyl isomer	ND	JWH 031	ND	Pravadoline	ND
AB-FUBINACA isomer 1	ND	JWH 031 2'-isomer	ND	PSB-SB1202	ND

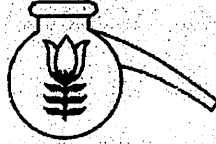


**FLORA RESEARCH LABORATORIES, LLC**  
**ANALYTICAL REPORT\***

*October 31, 2019 FRL Sample ID: 190912062, 190912063, & 190912064 Composite*

Page 3 of 4

AB-FUBINACA Isomer 2	ND	JWH 071	ND	PTI-1 (hydrochloride)	ND
AB-FUBINACA Isomer 5	ND	JWH 072	ND	PTI-2 (hydrochloride)	ND
AB-PINACA	ND	JWH 073	ND	PX 1	ND
AB-PINACA N-(2-fluoropentyl) isomer	ND	JWH 073 2-methylnaphthyl analog	ND	PX 2	ND
AB-PINACA N-(3-fluoropentyl) isomer	ND	JWH 073 2'-naphthyl isomer	ND	RCS-4	ND
AB-PINACA N-(4-fluoropentyl) isomer	ND	JWH 073 2'-naphthyl-N-(1-methylpropyl) isomer	ND	RCS-4 2-methoxy isomer	ND
ADB-BICA	ND	JWH 073 2'-naphthyl-N-(2-methylpropyl) isomer	ND	RCS-4 3-methoxy isomer	ND
ADB-BINACA	ND	JWH 073 4-methylnaphthyl analog	ND	RCS-4-C4 homolog	ND
ADB-FUBINACA	ND	JWH 073 6-methoxyindole analog	ND	RCS-8	ND
ADBICA	ND	JWH 073 N-(1,1-dimethylethyl) isomer	ND	RCS-8 3-methoxy isomer	ND
ADB-PINACA isomer 1	ND	JWH 073 N-(1-methylpropyl) isomer	ND	RCS-8 4-methoxy isomer	ND
ADB-PINACA isomer 2	ND	JWH 073 N-(2-methylpropyl) isomer	ND	SDB-005	ND
ADB-PINACA isomer 3	ND	JWH 080	ND	SDB-006	ND
ADB-PINACA isomer 4	ND	JWH 081	ND	SDB-006 N-phenyl analog	ND
ADB-PINACA	ND	JWH 081 2-methoxynaphthyl isomer	ND	SER-601	ND
AKB48 N-(4-fluorobenzyl) analog	ND	JWH 081 3-methoxynaphthyl isomer	ND	STS-135	ND
AKB48 N-(5-fluoropentyl) analog	ND	JWH 081 5-methoxynaphthyl isomer	ND	STS-135	ND
AM1220	ND	JWH 081 6-methoxynaphthyl isomer	ND	THJ	ND
AM1220 azepane isomer	ND	JWH 081 7-methoxynaphthyl isomer	ND	THJ 018	ND
AM1235	ND	JWH 081-N-(cyclohexylmethyl) analog	ND	THJ2201	ND
AM1241	ND	JWH 098	ND	UR-144	ND
AM1248	ND	JWH 116	ND	UR-144 N-(2-chloropentyl) analog	ND
AM1248 azepane isomer	ND	JWH 122	ND	UR-144 N-(3-chloropentyl) analog	ND
AM2201	ND	JWH 122 2-methylnaphthyl isomer	ND	UR-144 N-(4-chloropentyl) analog	ND
AM2201 2'-naphthyl isomer	ND	JWH 122 3-methylnaphthyl isomer	ND	UR-144 N-(5-bromopentyl) analog	ND
AM2201 8-quinolinyl carboxamide	ND	JWH 122 5-methylnaphthyl isomer	ND	UR-144 N-(5-chloropentyl) analog	ND
AM2201 N-(2-fluoropentyl) isomer	ND	JWH 122 6-methylnaphthyl isomer	ND	UR-144 N-(5-methylhexyl) analog	ND
AM2201 N-(3-chloropentyl) isomer	ND	JWH 122 7-methylnaphthyl isomer	ND	UR-144 N-heptyl analog	ND
AM2201 N-(3-fluoropentyl) isomer	ND	JWH 122 8-methylnaphthyl isomer	ND	URB447	ND
AM2201 N-(4-fluoropentyl) isomer	ND	JWH 122 N-(4-pentenyl) analog	ND	URB602	ND
AM2232	ND	JWH 133	ND	WIN 54,461	ND
AM2233	ND	JWH 145	ND	XLR11	ND
AM2233 azepane isomer	ND	JWH 146	ND	XLR11 N-(2-fluoropentyl) isomer	ND
AM3102	ND	JWH 147	ND	XLR11 N-(3-fluoropentyl) isomer	ND
AM630	ND	JWH 149	ND	XLR11 N-(4-fluoropentyl) isomer	ND
AM679	ND	JWH 167	ND	XLR11 N-(4-pentenyl) analog	ND
AM694	ND	JWH 175	ND	XLR12	ND
AM694 3-iodo isomer	ND	JWH 176	ND		ND



**FLORA RESEARCH LABORATORIES, LLC**  
**ANALYTICAL REPORT\***

*October 31, 2019 FRL Sample ID: 190912062, 190912063, & 190912064 Composite*

Page 4 of 4


**ANALYSIS DATA:** ND= Not Detected at or above 100 ug/g in matrix, POS=Positive

**DISCUSSION:** The sample was prepared with a spike for quality control. Analysis is conducted by HPLC using DAD and Accurate Mass Q-TOF Mass Spectrometry. The DAD traces are examined for peaks giving spectra indicative of known Synthetic Cannabinoids. MS data is processed and searched in the FRL SYNCAN Database. Accurate mass and formulae generated are compared to known Synthetic Cannabinoids. No Synthetic Cannabinoids were detected in this sample.

**CONCLUSION:** No evidence of adulteration with Synthetic Cannabinoids was detected in the sample.


\*Note: Detection limit is for the sample under test which is a composite of three products. The detection limit in each product therefore is 300ug/g.

Assayed/Reported By:

  
Chanze Jennings  
Scientist I

Date: 10-31-19

QC Approval By:

  
James Neal Kababick  
Laboratory Director

Date: 10/31/19